
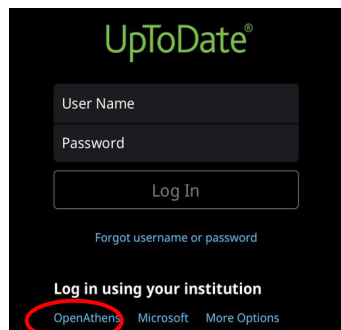


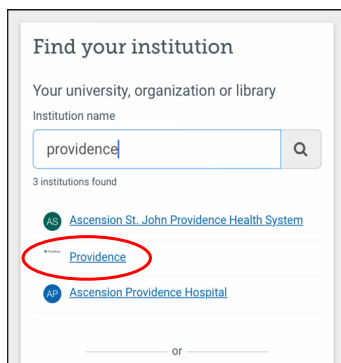
Download the free UpToDate app in your app store



When you open the app, click on the OpenAthens option in the bottom left hand corner



You'll be brought to a page that will ask you to "Find your institution". Type in "Providence", and select the second option.



Select the option entitled, "Providence – all caregivers" and log in using your UPN (firstname.lastname@providence.org). Remember, you'll have to authenticate your log-in using the Microsoft Authenticator app by confirming the two-digit number that pops up on your screen. From here you should be able to access UpToDate!

